



SPRING 2012

Green Words

THE NEWSLETTER OF TREE • TURF • GARDEN • LAND • FOREST



Prior proper planning prevents poor performance. This was one of my father's favorite expressions during my childhood, recited, of course, when my lack of forethought caused difficulties in my life. I just returned from spending a few days on the Maryland shore with my wonderful Dad, and was reminded how much his 'Six Ps' motto has influenced my personal and professional world.

People obsessed with plants (like all of us at Chippers!) do a lot of armchair planning during the winter months. We research new products, plant materials and techniques, and employees receive many hours of continuing education.

We are dedicated to the concept of life-long green care learning to always provide the best practices and services to our clients, and I've decided it's time to have my own motto for this endeavor: *Prior proper planning for professional plants people prevents poor performance by providing preeminent practices.* I'll still be using the original version on my kids however!

Thanks Dad... for everything.

—Mundy Wilson

INSIDE THIS ISSUE

Spring & Summer Dates to Note
Meet a Chippers Hero
Ask Our Tree & Turf Experts
Spring Checklist

BUSY GARDENS FILLED WITH BUZZ...

Cottage Garden Charm

by Liz Krieg *Garden Designer & Greenhouse Manager*



ONE OF MY FAVORITE THINGS TO DO WHEN I TRAVEL is to take a walk through old suburban areas that have cottage gardens. I am an absolute sap for small charming gardens. You would think when I go to Provincetown that I go there for the beaches. But the truth is I spend hours wandering the little side streets and peeking into the many lovely little front gardens. Savannah, Georgia, also has numerous cottage gardens easily seen from the street.

"I'd rather have roses on my table than diamonds on my neck."

—EMMA GOLDMAN

It strikes me that most of these gardens are beloved by their owner/creators and openly shared to the great joy of seekers of beauty. They are antithetical to the all American, over-used, under thought and usually ugly foundation planting, which in my opinion is a modern mutant short cut to the original purpose of the welcoming cottage garden.

What sets cottage gardens apart is the fact that they are for the most part a casual, lush composition of flowering plants that are so packed together that there is no soil to be seen. There is an intimate connection with the essence of the garden. In a cottage garden something is always in bloom. Unlike the utilitarian predecessor "the potager garden" (highlighted in our 2011 spring newsletter), there is no practical purpose for the cottage garden other than floral beauty.

The dawn of the Arts and Crafts Movement (1860 and 1910) was not dissimilar to our current day "Biophilia" (love of the green stuff) movement. At that time it was a backlash reaction to rampant industrialism. In the 1870s many British leisure class garden owners adopted the more natural and romantic feel of the cottage garden. One of my favorite garden designers, Gertrude Jekyll, was a clear influence in this garden movement. The straight lines and formality of the aristocracy gave way to naturalistic winsomeness.

Even though I am an enthusiast of native plants, grasses can be off-putting in a cottage garden. I am more for the old fashioned flowers, which may require staking on occasion but have true ornamental floral value. Delphinium, hollyhock, larkspur, peony, are but a few common flowers found in a cottage garden, but most gardens definitely have roses. Climbing roses and clematis are spirited companions. Herbs can be of use, especially if there is a flower to enjoy—like calendula or nasturtium used in a quincunx of noteworthy pottery.

—continues page 2

**SPRING & SUMMER
Dates to Note in 2012**

March 16-18 *HomeLife Show*
Hanover, NH

March 20 *Spring Equinox*

April 1 Don't Be Fooled!
*Deadline to prepay and return signed
Chippers Turf/PHC contracts for
discounts*

April 11-May 6 CHICAGO
*at Northern Stage, sponsored by
Mascoma Savings Bank and Us!*

June 20 *Summer Solstice*

June 29-30 'Woodstock in Bloom'
Historical Society Event

July 20-22 *Lakeside Living Expo,*
Gunstock, NH




Look at the trees,
Look at the birds,
Look at the clouds,
Look at the stars...
And if you have eyes

You will be able to see
That the whole existence is joyful.
Everything is simply happy.
Trees are happy for no reason;
They are not going to become
Prime ministers or presidents and
They are not going to become
rich and
They will never have any
bank balance.
Look at the flowers —
for no reason.
It is simply unbelievable how happy
The flowers are.

—Osho (1931-1990)

—continued from page 1

Other attributes found in these gardens are arbors, walls or fencing festooned with climbing plants, pathways, pottery, benches and furniture. While the original cottage garden may have had fruit trees, in the small modern garden—topiary works well. There is a lack of restraint when it comes to populating a garden such as this. I would liken it to a display of everything cherished about the garden experience. The smells, the color contrasts, the myriad textures, the buzzing of working bees, the fluttering of rainbow wings, the bestirring of happy hummingbirds; all up close and personal, just for you in this wondrous garden. This is what gardening is all about. Creating a special place, surrounded by natural abundance, makes one happy to be alive.



A FEW BEAUTIFUL COTTAGE FLOWERS

The world is chock full of flowers that are noteworthy and delightful.

Many are unknown to the average gardener because they are rarely seen in retail nurseries. Predominately the flowers that make me swoon are annuals. They are very easy to grow and quite a few happily self-sowing in the garden for the next season. These following annuals can be sown and grown on the windowsill quickly! Perhaps the most noteworthy point of good cottage flowers is their ability to reseed themselves all over the garden, which brings forth an unplanned cacophony of color.



Linnaria reticulata – a fast and easy gift of a plant with soft wiry foliage that mounds and explodes with multitudes of small snapdragon-like bicolor blooms. 12" x 12" plant prefers cool temperatures and blooms in spring and fall. It is great for containers and edging. It has a very attractive scent for our winged friends.

Clarkia concinna "Pink Ribbons" – a gorgeous and useful shade lover that

stands 12" t x 24" w. Profuse 1.5" blooms look like delicate shocking pink snowflakes. It has a fascinating scent that attracts butterflies and bees.

Agrostemma githago – 36" t x 18" w plant that blooms like crazy with 2" shiny rose colored, white throated blooms. It is a great space filler that always seems to be in motion as it sways with the gentlest of breezes.

Nemophila menziesii – little baby blue ¾" simple five petal saucer shaped blooms explode on 12" t x 18" w mounds.

Limnanthes douglasii – this plant has a strong Narcissus scent. It is a 10" t x 30" w smothering mat. 1" clear white, five petal blooms that have a lemon yellow center. Too adorable for words!

Photos of all these plants are available at: www.chippersinc.com/ourfavoriteplants




SEED SOURCES: *Chiltern Seeds, Thompson and Morgan*

[If you have cottage garden questions, or would like assistance with planning or planting one, please contact Liz via email: gardens@chippersinc.com.]

chippers

Concord 603.225.9600
Lebanon 603.448.4800
Meredith 603.279.7400
New London 603.526.4500
Woodstock 802.457.5100

chippersinc.com

 **GREENWORDS**
is provided free of charge to anyone who loves plants. If you know someone who might enjoy this publication, have them call us at 866.683.6222. Current and past issues are available at our website.

Editor: Mundy Wilson
Contributors: Cal Felicetti, Liz Krieg & Theron Peck
Design: Edie Crocker
Original Illustrations: Betsy Brigham
Printing: Spaulding Press


Help us be Green: If you are receiving this newsletter in error, or wish to be removed from our mailing list, please call toll free: 866.683.6222.

Accredited: NH Better Business Bureau, A+ Rating & TCIA



ASK OUR TREE & TURF EXPERTS:

Customer Forum



Q: Have you noticed any warming trends in our region?

I started arboricultural work, including planting, in our area in 1986. At the time, we were loath to use species such as: yellowwood, katsura, flowering dogwood, purple beech, certain broad-leafed evergreens and lots more zone 4 and 5 woody trees and ornamentals. Well, that was then and this is now! All of the plants mentioned above seem to do fine surviving our warmer winters including many from zone 5. This is nice for the plant-loving person who likes to push the limits of our region (me included) but we may see many sad trees and shrubs if we ever get an old-time zone 3 winter again! We are available to help you by selecting and planting the best trees.

Q: How long do I (and my children and pets) have to stay off my lawn after Chippers applies a treatment?

This is a widely asked question and is very important. Generally speaking, you can use your lawn immediately after a completed treatment. As a rule of thumb, wait until dry. This applies when the application is liquid as well as when granular products are used and there is surface moisture such as early morning dew. Any special instructions will be left on your door hanger or lawn flag outlining common requests to improve results. For example, we typically ask a client not to mow for a day or two when broadleaf weed control is applied to improve the performance, while other treatments need to be watered 'in' during absence of normal rainfall.

Q: My beautiful old Sugar maple tree in front of my house was hit by an errant driver. How will I know the insurance company is being fair in their valuation of the tree?

The Council of Tree and Landscape Appraisers has developed a Guide for Plant Appraisal that can be used by an experienced arborist to value your tree. The method likely used for your tree would take into consideration the size of the tree, quality of the species, its health before the incident and how the location of the tree contributes to the aesthetic and utilitarian value of your property. It is best to have a tree appraisal done by a qualified consulting arborist who can back up their appraisal in court if necessary.

[Please email your tree related questions to Cal: askthearborist@chippersinc.com, and your turf-related questions to Theron: turf@chippersinc.com]

Lakes Region Staffing Update

We are pleased to announce **Tim Bergquist** as our new Operations & Sales Manager for our Meredith location, joining the existing team of Carl Eaton, Ron Ballou, Dan Shapiro and Lou Marotta. An ISA Certified Arborist, Tim has over 20 years of experience in all aspects of arboriculture, horticulture, turf care, landscape maintenance, planting, transplanting, plant health care and irrigation. Tim and his wife Amanda live in Moultonborough with their sons Alex and Christopher. In his free time he enjoys fishing, gardening, cooking and spending time with his family.



[Contact Tim via phone: 603.279.7400 or email: meredith@chippersinc.com.]

We appreciate the excellent service and professional dedication of former manager Larry McKeary, and wish him the very best in his future endeavors.

MEET A CHIPPERS HERO



Our Core Values in Action: *A Letter to Chippers*

"We are writing to tell you of the caring and kindness of one of your employees, **Mike Cross**. We are his neighbors and on August 28th, our home was devastated by Hurricane Irene. Mike was one of the first to reach us as the flood waters were rising and had trapped Gloria and Sarah in the deep water. He and other neighbors rushed in and pulled them out just as the fence they were holding onto washed away. He also helped rescue our old golden retriever, Harley, as the house was flooding.

He spent weeks helping us access our home again, shoveling mud in the most unbelievable conditions, and doing everything else he could think of to make our lives livable. And he always did it with his big smile and caring ways. Even now, we can count on his pickup driving down the road to check on us every day in case we need anything. We will forever be grateful to Mike for his compassion, incredibly hard work and encouragement for us to keep going. What a remarkable young man!

We also want to thank you for anything you did to allow Mike time to be here when it was so desperately needed.

God bless all of you,
Gloria & Fran, Windsor, VT"



—Thank you Mike for your selfless effort that made a difference in someone else's life. This act embodies what we at Chippers strive to be for both the community and our clients.

SPRING/SUMMER

Check List

- Visit local home & garden shows
- Order next year's firewood
- Call for free estimate for Natural Turf Care
- Plan to protect trees from any pending construction
- Prune shrubs
- Have trees professionally inspected
- Remove protective mulch
- Turn over gardens and add compost
- Sharpen mower blades
- Fertilize trees, lawns & gardens
- Divide summer & fall blooming perennials
- Be on the watch for tent caterpillar webs
- Mow lawns 3" high & leave clippings— call for our free mowing height gauge

Chippers Onsite Workshop • 6/9

Container Gardening with Native Plants – offered in conjunction with New England Wildflower Society at our Woodstock, VT location

DATE: Saturday, June 9, 10-12

COURSE CODE: # HOR2953 (credits available)

CALL NEWFS registrar: 508-877-7630 x3303



“It’s spring fever. That is what the name of it is. And when you’ve got it, you want—oh, you don’t quite know what it is you do want, but it just fairly makes your heart ache, you want it so.” —MARK TWAIN (1835-1910)



1241 Pomfret Road
Woodstock, VT 05091

chippers



We're All About Your Life Outside