

KPHITE® 7LP

SYSTEMIC FUNGICIDE BACTERICIDE

A SYSTEMIC FUNGICIDE BACTERICIDE FOR THE CONTROL OF DOWNY MILDEW, PHYTOPHTHORA, PYTHIUM, AND VARIOUS OTHER DISEASES ON GREENHOUSE CROPS, INDOOR AND OUTDOOR ORNAMENTALS, BEDDING PLANTS AND FORESTRY APPLICATIONS AND DOMESTIC TREES INCLUDING CONIFERS, PINES, OAKS AND TURF

ACTIVE INGREDIENT:

Mono- and dipotassium salts of Phosphorous Acid* 56.0%

OTHER INGREDIENTS: 44.0%

TOTAL: 100.0%

*Contains 7.03 lbs./gallon of active ingredients, mono- and dipotassium salts of Phosphorous Acid. Equivalent to 4.41 lbs. Phosphorous Acid/gallon.

**KEEP OUT OF REACH OF CHILDREN
CAUTION**

See inside booklet for First Aid and additional precautionary statements.

NET CONTENTS: 2-1/2 gallons (9.463 liters) Other _____
 30 gallons (113.6 liters)
 55 gallons (208.2 liters)

MANUFACTURED BY:
PLANT FOOD SYSTEMS INC.
2827 Union St. P.O. Box 775
Zellwood, FL 32798

EPA Reg No. 73806-1
EPA Est. No. 73806-FL-001

PLANT FOOD SYSTEMS

PRECAUTIONARY STATEMENTS HAZARDS TO HUMANS AND DOMESTIC ANIMALS

CAUTION: Causes moderate eye irritation. Avoid contact with eyes or clothing. Wash thoroughly with soap and water after handling.

FIRST AID STATEMENTS

- | | |
|--------------------|---|
| If in eyes: | <ul style="list-style-type: none"> • Hold eye open and rinse slowly and gently with water for 15-20 minutes. • Remove contact lenses, if present, after the first 5 minutes, then continue rinsing eye. • Call a poison control center or doctor for treatment advice. |
|--------------------|---|

HOT LINE NUMBER

Have the container or label with you when calling a poison control center or doctor, or going for treatment. You may also contact the National Pesticide Information Center (NPIC) at 1-800-858-7378 for emergency medical treatment information.

PERSONAL PROTECTIVE EQUIPMENT (PPE)

Applicators and other handlers must wear long-sleeved shirt and long pants, shoes plus socks and protective eyewear. Follow manufacturer's instructions for cleaning/maintaining personal protective equipment (PPE). If no such instructions for washables, use detergent and hot water. Keep and wash PPE separately from other laundry.

When handlers use closed systems, enclosed cabs, or aircraft in a manner that meets the requirements listed in the Worker Protection Standard (WPS) for agricultural pesticides [40 CFR 170.240 (d) (4-6)], the handler PPE requirements may be reduced or modified as specified in the WPS.

USER SAFETY RECOMMENDATIONS BOX

Users should wash hands before eating, drinking, chewing gum, using tobacco, or using the toilet.

Users should remove clothing/PPE immediately if pesticide gets inside. Then wash thoroughly and put on clean clothing.

Users should remove PPE immediately after handling this product. As soon as possible, wash thoroughly and change into clean clothing.

ENVIRONMENTAL HAZARDS

For terrestrial uses: Do not apply directly to water, to areas where surface water is present or to intertidal areas below the mean high water mark. Do not contaminate water when disposing of equipment washwaters or rinsate.

DIRECTIONS FOR USE

It is a violation of Federal Law to use this product in a manner inconsistent with its labeling. Read entire label before using this product.

Do not apply this product in a way that will contact workers or other person, either directly or through drift. Only protected handlers may be in the area during application. For any requirements specific to your State or Tribe, consult the State or Tribal agency responsible for pesticide regulation.

AGRICULTURAL USE REQUIREMENTS:

Use this product only in accordance with its labeling and with the Worker Protection Standard, 40 CFR Part 170. This Standard contains requirements for the protection of agricultural workers on farms, forests, nurseries, and greenhouses, and handlers of agricultural pesticides. It contains requirements for training, decontamination, notification, and emergency assistance. It also contains specific instructions and exceptions pertaining to the statements on this label about personal protective equipment (PPE) and restricted-entry interval. The requirements in this box only apply to uses of this product that are covered by the Workers Protection Standard.

Do not enter or allow worker entry into treated areas during the restricted-entry interval (REI) of 4 hours.

PPE required for early entry to treated areas that is permitted under the Worker Protection Standard and that involves contact with anything that has been treated such as plants, soil, or water, is: coveralls over long-sleeved shirt and long pants, socks, shoes, chemical-resistant gloves and protective eyewear.

NON-AGRICULTURAL USE REQUIREMENTS

The requirements of this box apply to uses of this product that are NOT within the scope of the Worker Protection Standard for agricultural pesticides (40 CFR Part 170). The WPS applies when this product is used to produce agricultural plants on farms, forests, nurseries, or greenhouses.

Do not enter treated areas without protective clothing until sprays have dried.

GENERAL APPLICATION INSTRUCTIONS

Apply K-PHITE 7LP by various application methods, including foliar sprays, trunk injection, soil drench, soil incorporation, and bare root dip. For foliar sprays, apply K-PHITE 7LP with sufficient water for adequate coverage of foliage, according to crop and growth stage. To insure good coverage, spray to wet.

MIXING INSTRUCTIONS

1. Fill the spray tank with 1/2 of the required volume of water.
2. Add K-PHITE 7LP slowly to the tank and agitate by hydraulic or mechanical means.
3. Continue to fill the tank with water to the desired volume while agitating.
4. Continue agitation when applying.

For 1-gallon (3.785 liters) container sizes: this package can treat up to 34,848 sq. ft. at the maximum treatment rate.

For 2-1/2 gallon (9.463 liters) container sizes: this package can treat up to 2 acres at the maximum treatment rate.

For 5 gallon (18.925 liters) container sizes: this package can treat up to 4 acres at the maximum treatment rate.

LOW VOLUME.
Label rates are v
equipment needs

Mixing K-PHITE
Avoid mixing K-F
assessing its saf
duct a test with t
spray a small are
Test the compati
agents.

To determine the
private quantity of
products are con

Apply this produ
gation system.

PREPARATION
tem. Flush with c

APPLICATION I
of K-PHITE 7LP;
tion of K-PHITE
pump into the ma
cialists, equipme

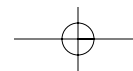
NOTE: For Micr
completed. For S
dried. This will h

The system must
water source cor
the flow of fluid t
located on the in
the irrigation syst
pesticide injectio
the water pump
pump, such as a
pesticides and c

Maintain contri
drift, when syste
or drained. Crop

Allow sufficient ti
gation system ar

Do not connect
safety devices fo



LOW VOLUME AND ULTRA-LOW VOLUME APPLICATIONS

Label rates are written for conventional application equipment. For LV/ULV equipment, use per acre rate of K-PHITE 7LP and adjust amount of water to equipment needs. Always conduct a phytotoxicity test on a small area before applying to a large area in order to assess any potential risk to plants.

COMPATIBILITY

Mixing K-PHITE 7LP with certain surfactants, foliar fertilizers or other pesticides may cause crop injury. K-PHITE 7LP is a slightly acidic buffer solution. Avoid mixing K-PHITE 7LP with strongly acidic or alkaline materials. Do not tank mix without first testing the mixture's compatibility nor apply it without assessing its safety to the crop (phytotoxicity). It is not possible to test all material combinations and environmental tank mix combinations. Always conduct a test with the intended tank mix on a small area prior to any large-scale applications. To determine if a combination is phytotoxic to a specific crop, spray a small area of foliage and fruit, and then evaluate 3-7 days later for visual symptoms.

Test the compatibility of spray adjuvants (i.e. stickers, spreaders, wetting agents) with K-PHITE 7LP before use. Do not use acidifying type compatibility agents.

To determine the compatibility of K-PHITE 7LP with other products, use a jar compatibility test. Add the correct proportions of each product and the appropriate quantity of water to clean container, thoroughly mix, then let stand for 3-5 minutes. If the mixture remains in solution or can be remixed readily, the products are considered compatible.

CHEMIGATION APPLICATIONS THROUGH SPRINKLER AND DRIP IRRIGATION SYSTEMS

Apply this product through microjet, drip, solid set and center pivot sprinkler irrigation systems. Do not apply this product through any other type of irrigation system.

PREPARATION OF INJECTION EQUIPMENT: Remove scale, pesticide residues and other foreign matter from the chemical tank and entire injector system. Flush with clean water.

APPLICATION INSTRUCTIONS: Fill tank with 1/2 to 3/4 of desired amount of water. Start mechanical or hydraulic agitation. Add the required amount of K-PHITE 7LP, then the remaining volume of water. Set sprinkler to deliver 0.1 to 0.3 inch of water per acre. Start sprinkler and uniformly inject the solution of K-PHITE 7LP into the irrigation water line so as to deliver the desired rate per acre. Inject the K-PHITE 7LP solution with a positive displacement pump into the main line ahead of a right angle turn to insure adequate mixing. For other questions about calibration, contact State Extension Service specialists, equipment manufacturers or other experts.

NOTE: For Microjet and Drip Irrigation Systems: Avoid further irrigation of the treated area for 24 to 48 hours after treatment with K-PHITE 7LP has been completed. For Solid Set and Center Pivot Irrigation Systems: Avoid further irrigation of the K-PHITE 7LP treated area until after the foliage has completely dried. This will help to prevent washing the chemical off the crop.

GENERAL PRECAUTIONS FOR APPLICATIONS THROUGH SPRINKLER AND DRIP IRRIGATION SYSTEMS

The system must contain a functional check valve, vacuum relief valve, and low-pressure drain appropriately located on the irrigation pipeline to prevent water source contamination from back flow. The pesticide injection pipeline must contain a functional, automatic, quick-closing check valve to prevent the flow of fluid back toward the injection pump. The pesticide injection pipeline must also contain a functional, normally closed, solenoid-operated valve located on the intake side of the injection pump and connected to the system interlock to prevent fluid from being withdrawn from the supply tank when the irrigation system is either automatically or manually shut down. The system must contain functional interlocking controls to automatically shut off the pesticide injection pump when the water pump motor stops. The irrigation line or water pump must include a functional pressure switch, which will stop the water pump motor when the water pressure decreases to the point where pesticide distribution is adversely affected. Systems must use a metering pump, such as a positive displacement injection pump (e.g., diaphragm pump) effectively designed and constructed of materials that are compatible with pesticides and capable of being fitted with a system interlock. Do not apply when wind speed favors drift beyond the area intended for treatment.

Maintain continuous agitation in mix tank during mixing and application to assure uniformity solution. Do not apply when wind speed favors drift, when system connection or fittings leak, when nozzles do not provide uniform distribution, or when lines containing the product must be dismantled or drained. Crop injury, lack of effectiveness, or illegal pesticide residues in the crop may result from non-uniform distribution of chemigation water.

Allow sufficient time for pesticide to be flushed through all lines and all nozzles before turning off irrigation water. A person knowledgeable of the chemigation system and responsible for its operation shall shut down and adjust the system as needed.

Do not connect an irrigation system (including greenhouse system) used for pesticide application to a public water system unless the label-prescribed safety devices for public water supplies are in place.

K-PHITE 7LP is for use on ORNAMENTALS, trees, shrubs, and landscape plants and landscape plants including: *neri*, Cedars, Cypripedium, Juniper, Magnolia, Schefflera, Sedum, etc.

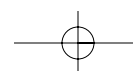
Apply K-PHITE 7LP at the label rates and frequencies and follow their recommendations for application or under heat or (>4 hours).

Disease

Phytophthora
Fusarium
Pythium
Rhizoctonia
Fire Blight
(*Erwinia amylovora*)
Bacterial Blight
(*Xanthomonas campestris*)
Geranium Wilt
(*Ralstonia solanaceae*)
Anthracnose

Downy Mildew
Powdery Mildew

* Check with your local extension agent.



GENERAL INSTRUCTIONS FOR APPLICATIONS ORNAMENTALS

K-PHITE 7LP systemic fungicide bactericide is used for control of Pythium, Downy Mildew, Powdery Mildew, Phytophthora and various other diseases of ORNAMENTALS grown in commercial nurseries and greenhouses, golf courses, parks and commercial landscapes. Apply K-PHITE 7LP to all ornamental and landscape plants including (but not limited to): Aglaonema, Aphelandra, Arborvitae, Ash, Azaleas, Bougainvilleas, Boxwood, Bushes, *Cattleya skinneri*, Cedars, Ceanothus, Cotoneaster, Cissus, Diffenbachia, Dogwood, Ferns, Ficus, Flowering Trees, Hibiscus, Hard Wood Trees, Holly, Home Lawns, Juniper, Magnolia Trees, Maple, Pines, Oaks, Palms, Peperomia, Photinia, Pittosporum, Philodendron, Pieris, Pothos, Red woods, Rhododendron, Roses, Schefflera, Sedum, Sempervivum, Shrubs, Spathiphyllum, Sycamore, Taxus media, Zygocactus.

Apply K-PHITE 7LP prior to disease development in conjunction with good cultural practices. Use the higher rate when disease pressure is severe. Use rates and frequency are designed to prevent plant injury. If more frequent applications are necessary for disease control, consult a crop expert and follow their recommendations. Do not exceed the highest rate per application. Do not apply at less than 3 day intervals. Do not apply to plants that are dormant or under heat or moisture stress. Allow foliage to completely dry after application. Do not apply when conditions favor wet tissue for prolonged periods (>4 hours).

Disease	Application Method	Rate	Application Program
Phytophthora Fusarium Pythium Rhizoctonia Fire Blight (<i>Erwinia amylovora</i>) Bacterial Blight (<i>Xanthomonas campestris</i>) Geranium Wilt (<i>Ralstonia spp.</i>) Anthracnose	Foliar Spray	1 to 2 quarts/100 gallons of water or 1/3 fluid ounce to 2/3 fluid ounce per gallon of water. (2.5 to 5 liters/1000 liters of water).	Disease Prevention Program* : Apply lower rate at 2-4 week intervals after plants become established. Do not apply K-PHITE 7LP at intervals less than 3 days. Disease Control Program : Apply higher rate at 2-3 week intervals until control is reached. Consult with Farm Advisor or crop expert to determine disease severity. Apply diluted solution to thoroughly wet foliage. Do not apply K-PHITE 7LP at intervals less than 3 days.
	Soil Drench	12-24 fluid ounce/100 gallon of water or 1/8 to 1/4 fluid ounce per gallon of water. (1 to 2 liters/1000 liters of water).	Apply 1-2 pts. of diluted solution per sq. foot. Adjust volume as needed to thoroughly wet media. Apply at 2-3 week intervals and repeat as needed. Do not apply K-PHITE 7LP at intervals less than 3 days.
	Soil Incorporation	1 to 2 pints/cubic yard of soil mix. (300-600 milliliters/cubic meter).	Mix 1 to 2 pints of K-PHITE 7LP with enough water to wet one cubic yard of soil; mix immediately before potting. If conditions are favorable for disease development make additional applications as a foliar spray or soil drench.
	Irrigation	Overhead: 1-2 quarts/100 gallons of water. (2.5-5 liters/1000 liters of water) Drip: 1-2 quarts/100 gallons of water. (2.5-5 liters/1000 liters of water).	Apply with normal irrigation schedule. Follow Disease Prevention Program or Disease Control Program as stated above. Do not apply K-PHITE 7LP at intervals less than 3 days.
	Trunk Injection	3-teaspoons/linear yard of canopy width or 2 inch of trunk diameter at breast height (DBH). (15 milliliters/linear meter of canopy width or 5 centimeters DBH.) Inject directly into tree.	Apply according to injection equipment instructions. Adjust rate based on injection equipment suggestions for specific applications. Repeat 2-4 times a year until control is reached.
	Root Dip	2 quarts/100 gallons of water or 2/3 fluid ounce/gallon of water. (5 liters/1000 liters of water).	Dip transplants into diluted solution of K-PHITE 7LP. Thoroughly wet plant root mass immediately before transplanting. Keep roots submerged for 1 to 2 minutes.
Downy Mildew Powdery Mildew	Foliar Spray	1 to 2 quarts/100 gallons of water or 1/3 fluid ounce to 2/3 fluid ounce/gallon of water. (2.5 to 5 liters/1000 liters of water).	Apply diluted solution to thoroughly wet foliage. Apply at 2-3 week intervals and repeat as needed. Do not apply K-PHITE 7LP at intervals less than 3 days. Follow Disease Prevention Program or Disease Control Program as stated above.

* Check with your local Extension Agent if you are unsure these conditions exist.

K-PHITE 7LP is used for control of a wide range of diseases of bedding plants including plants including Columbine, Daisies, Primrose, etc. Make application as directed. Consult with crop expert and follow their recommendations. Do not apply to plants that are dormant or under heat or moisture stress. Allow foliage to completely dry after application. Do not apply when conditions favor wet tissue for prolonged periods (>4 hours).

Disease
Phytophthora Pythium Fusarium Rhizoctonia Fire Blight (<i>Erwinia amylovora</i>) Anthracnose
Downy Mildew Powdery Mildew

* Check with your local Extension Agent if you are unsure these conditions exist.

BEDDING PLANTS

K-PHITE 7LP systemic fungicide bactericide is used for control of Downy Mildew, Powdery Mildew, Pythium, Phytophthora and various other diseases of bedding plants grown in commercial nurseries and greenhouses, golf courses, parks and commercial landscapes. Apply K-PHITE 7LP to all bedding plants including: Ageratum, Algerian Ivy, Alyssum, Anthurium, Artemisia, Aster, Baby's Breath, Begonia, Caladium, Carnation, Chrysanthemum, Coleus, Columbine, Daisy, Delphinium, Easter Lily, English Ivy, Foxglove, Gaillardia, Geranium, Gloxinia, Impatiens, Marigold, Pansy, Petunia, Phlox, Pinks, Poinsettia, Primrose, Prostrate Rosemary, Salvia, Snapdragon, Verbena, Vinca, Zinnia, etc.

Make applications prior to disease development in conjunction with good cultural management practices. Use the higher rate when disease pressure is severe. Use rates and frequency are designed to prevent plant injury. If more frequent applications are necessary for disease control, consult a crop expert and follow their recommendations. Do not exceed the highest rate per application. Do not apply at less than 3 day intervals. Do not apply to plants that are dormant or heat or moisture stressed. Allow foliage to completely dry after application. Do not apply when conditions favor wet tissue for prolonged periods (>4 hours).

Disease	Application Method	Rate	Application Program
Phytophthora Pythium Fusarium Rhizoctonia Fire Blight (<i>Erwinia amylovora</i>) Anthracnose	Foliar Spray	1 to 2 quarts/100 gallons water or 1/3 fluid ounce to 2/3 fluid ounce/gallon of water. (2.5 to 5 liters/1000 liters water).	Disease Prevention Program*: Apply lower rate at 2-4 week intervals after plants become established. Do not apply K-PHITE 7LP at intervals less than 3 days. Disease Control Program: Apply higher rate at 2-3 week intervals until control is reached. Consult with Farm Advisor or crop expert to determine disease severity. Do not apply K-PHITE 7LP at intervals less than 3 days. Apply diluted solution to thoroughly wet foliage. Apply at 2-3 week intervals and repeat as needed. Do not apply K-PHITE 7LP at intervals less than 3 days.
	Root Dip	2 quarts/100 gallons of water or 2/3 fluid ounce/gallon of water. (5 liters/1000 liters of water).	Dip transplants into diluted solution of K-PHITE 7LP. Thoroughly wet plant root mass immediately before transplanting. Keep roots submerged for 1 to 2 minutes.
	Soil Drench	12-24 fluid ounce/100 gallon of water or 1/8 to 1/4 fluid ounce per gallon of water. (1 to 2 liters/1000 liters of water).	Apply 1-2 pts. of diluted solution per sq. foot. Adjust volume as needed to thoroughly wet media. Apply at 2-3 week intervals and repeat as needed. Do not apply K-PHITE 7LP at intervals less than 3 days.
	Irrigation	Overhead: 1-2 quarts./100 gallons of water. (2.5-5 liters/1000 liters of water) Drip: 1-2 quarts/100 gallons of water. (2.5-5 liters/1000 liters of water)	Apply with normal irrigation schedule. Follow Disease Prevention Program or Disease Control Program as stated above. Do not apply K-PHITE 7LP at intervals less than 3 days.
Downy Mildew Powdery Mildew	Foliar Spray	1 to 2-quarts/100 gallons water. (1/3 fluid ounce to 2/3 fluid ounce/gallon of water). (2.5 to 5 liters/1000 liters of water).	Apply diluted solution to thoroughly wet foliage. Apply at 2-3 week intervals and repeat as needed. Do not apply more than 6 times per crop cycle or year. Follow Disease Prevention Program or Disease Control Program as stated above. Do not apply K-PHITE 7LP at intervals less than 3 days.

* Check with your local Extension Agent if you are unsure these conditions exist.

various other diseases of K-PHITE 7LP to all ornamental Bushes, *Cattleya skin-*ees, Holly, Home Lawns, i, Rhododendron, Roses,

pressure is severe. Use a crop expert and follow plants that are dormant e for prolonged periods

rogram

: Apply lower rate at 2-3 weeks established. Do als less than 3 days. Apply higher rate at 2-3 weeks reached. Consult with to determine disease

ghly wet foliage. Do not ess than 3 days.

on per sq. foot. Adjust wet media. Apply at 2-3 days. Do not apply K-

with enough water to immediately before pot- for disease develop- ins as a foliar spray or

chedule. Follow **Disease Control Program** -PHITE 7LP at intervals

quipment instructions. equipment suggestions t 2-4 times a year until

ution of K-PHITE 7LP. ss immediately before rged for 1 to 2 minutes.

ghly wet foliage. Apply at as needed. Do not ess than 3 days. Follow i or **Disease Control**

CONIFERS AND TREES IN COMMERCIAL NURSERIES, PLANTATIONS AND FORESTS, LANDSCAPES AND PARKS (INCLUDING CHRISTMAS TREES, OAKS and PINES)

K-PHITE 7LP applied in conjunction with good cultural management practices will control Phytophthora root rot of conifers including (but not limited to): Douglas Fir, spruce and pines also other Phytophthora disease of Oaks (Sudden Oak Death) and forest trees. Use the higher rates when disease pressure is severe. Do not apply to trees that are under heat or moisture stress.

Disease	Application Method	Rate	Application Program
Phytophthora	Foliar Spray	1 to 2 quarts/100 gallons of water/acre. (2.5 to 5 liters/1000 liters water/hectare). or 1/3 fluid ounce to 2/3 fluid ounce/gallon of water. Apply diluted solution to thoroughly wet foliage. Apply at 2-3 week intervals and repeat as needed.	Disease Prevention Program* : Apply lower rate at 2-4 week intervals after plants become established. Do not apply K-PHITE 7LP at intervals less than 3 days. Disease Control Program : Apply higher rate at 2-3 week intervals until control is reached. Do not apply K-PHITE 7LP at intervals less than 3 days.
	Soil Drench	12-24 fluid ounces/100 gallons of water or 1/8 to 1/4 fluid ounce/gallon of water. (1 to 2 liters/1000 liters of water).	Apply 1-2 pts. of diluted solution per sq. foot. Adjust volume as needed to thoroughly wet media. Apply at 2-3 week intervals and repeat as needed. Do not apply K-PHITE 7LP at intervals less than 3 days.
	Trunk Injection	3 teaspoons/linear yard of canopy width or 2 inch of trunk diameter at breast height (DBH). (15 milliliters/linear meter of canopy width or 5 centimeters DBH). Inject directly into tree.	Apply according to injection equipment instructions. Adjust rate based on injection equipment suggestions for specific applications.
(Phytophthora)	Root Dip	2 quarts/100 gallons of water. (2/3 fluid ounce/gallon of water). 5-liters/1000 liters water.	Apply as a pre-plant dip to the roots for 15-30 minutes. Plant within 24 hours after dipping.

Do not graze livestock in treated conifer nurseries and/or plantations. Do not feed forage to livestock from treated nurseries and/or plantations.

TURF (INCLUDES RESIDENTIAL AND COMMERCIAL LAWN APPLICATIONS BY COMMERCIAL APPLICATORS)

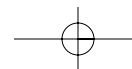
K-PHITE 7LP is a systemic fungicide bactericide, which is used for the control of Pythium blight, Summer Complex (Bermuda and others), Dollar Spot, Grey Leaf Spot, Brown Patch, Anthracnose and damping-off diseases to turf grasses on sod farms and lawns, commercial turf production, golf courses (including tees and greens), parks and commercial landscapes. Begin preventative applications when conditions first favor disease and repeat at described intervals. Use higher rates under severe disease conditions.

Disease	Application Method	Rate	Application Program
Pythium (Yellow Turf) Rhizoctonia Sclerotinia Helminthosporium Alternaria Anthracnose (<i>Colletotrichum graminicola</i>)	Foliar Spray	3-6 fluid ounces/1,000 square feet. (30-60 milliliters/100 square meters). or 3 to 6 quarts/100 gallons of water/acre. (7 to 15 liters/1000 liters of water/hectare).	Apply amount in minimum of 2 gal. of water per 1,000 sq. ft. Apply at 10 to 21 day intervals as needed. Do not mow or irrigate treated areas until sprays have completely dried. For sod farms and large areas: Apply diluted solution to thoroughly wet foliage. Apply at 2-3 week intervals and repeat as needed.
	Irrigation	Overhead: 2-3 quarts/acre. (5-7 liters/hectare) in at least 100 gallons of water. (1000 liters) of water.	Apply with normal irrigation schedule. Apply at 10 to 21 day intervals and repeat as needed.

*Do not graze animals on treated turf. Do not feed clippings from treated turf to livestock and poultry.

PESTICIDE STOP
PESTICIDE DISP
CONTAINER DISP
of in a sanitary lanc

To the extent permit
Food Systems Inc. c
bility for any indirect
established that suc
liability shall in all ci



**TESTS,
DISP**

g (but not limited to):
when disease pres-

m
ply lower rate at 2-
established. Do not
ian 3 days.
higher rate at 2-3
l. Do not apply K-
/s.
sq. foot. Adjust vol-
edia. Apply at 2-3
l. Do not apply K-
/s.
ment instructions.
ent suggestions for
for 15-30 minutes.

plantations.
others), Dollar Spot,
luction, golf courses
ease and repeat at

m
water per 1,000 sq.
eded. Do not mow
s have completely
diluted solution to
week intervals and
. Apply at 10 to 21

STORAGE AND DISPOSAL

PESTICIDE STORAGE: Do not contaminate water, food, or feed by storage or disposal. Store in a cool, dry place.
PESTICIDE DISPOSAL: Wastes resulting from the use of this product may be disposed of on site or at an approved waste disposal facility.
CONTAINER DISPOSAL: Do not reuse empty container. Triple rinse (or equivalent) and offer for recycling or reconditioning, or puncture and dispose of in a sanitary landfill, or by incineration, or, if allowed by state and local authorities, by burning. If burned, keep out of smoke.

NOTICE TO BUYER

To the extent permitted by law, all conditions and warranties, and statutory or other rights of action which buyer or any other user may have against Plant Food Systems Inc. or seller are hereby excluded. Plant Food Systems Inc. hereby gives notice to buyer and other users that it will not accept responsibility for any indirect or consequential loss arising from reliance on product information provided by Plant Food Systems Inc. or on its behalf unless it is established that such information or advice was provided negligently and that the product has been used strictly as directed. Plant Food Systems Inc.'s liability shall in all circumstances be limited to replacement of the product or a refund of the purchase price thereof.

